

Survey results in the order the questions appear on the actual survey

**Order:** 54422 > 2024-25 Benchworks Teacher Education Employer Assessment

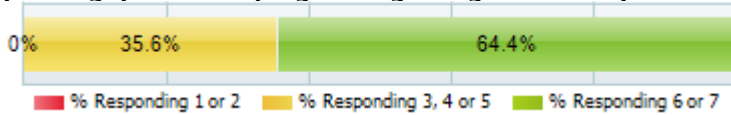
**Population:** University of Tennessee at Martin > All Respondents (no filter selected) **(45 responses)**

<b>Survey Statistics:</b>	No. Attempted = 50	No. Responded = 45	% Responding = 90.0%
---------------------------	--------------------	--------------------	----------------------

Show up to  Question(s) per Report Page

Report Page  of 1

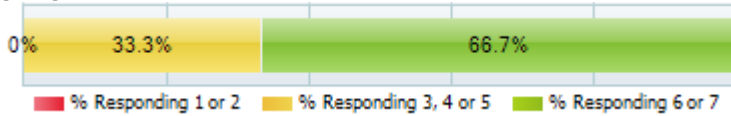
**Q001. General Learning Outcomes - To what degree are you satisfied with recent graduates (i.e., graduated five or fewer years ago) from this program regarding their: Analytical skills**



	N	% of Total
(1) Not at all	0	0.0%
(2)	0	0.0%
(3)	0	0.0%
(4) Moderately	6	13.3%
(5)	10	22.2%
(6)	21	46.7%
(7) Extremely	8	17.8%

% Resp = 100.0%
N = 45
Mean = 5.69
Std Dev = 0.91

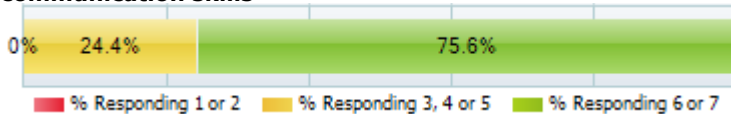
**Q002. General Learning Outcomes - To what degree are you satisfied with recent graduates (i.e., graduated five or fewer years ago) from this program regarding their: Critical thinking skills**



	N	% of Total
(1) Not at all	0	0.0%
(2)	0	0.0%
(3)	0	0.0%
(4) Moderately	7	15.6%
(5)	8	17.8%
(6)	22	48.9%
(7) Extremely	8	17.8%

% Resp = 100.0%
N = 45
Mean = 5.69
Std Dev = 0.94

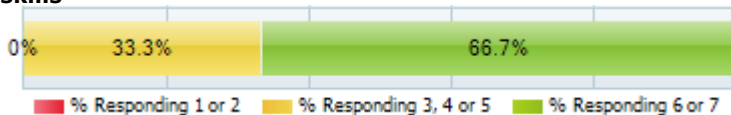
**Q003. General Learning Outcomes - To what degree are you satisfied with recent graduates (i.e., graduated five or fewer years ago) from this program regarding their: Oral communication skills**



	N	% of Total
(1) Not at all	0	0.0%
(2)	0	0.0%
(3)	0	0.0%
(4) Moderately	4	8.9%
(5)	7	15.6%
(6)	25	55.6%
(7) Extremely	9	20.0%

% Resp = 100.0%
N = 45
Mean = 5.87
Std Dev = 0.83

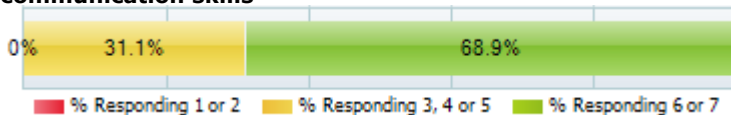
**Q004. General Learning Outcomes - To what degree are you satisfied with recent graduates (i.e., graduated five or fewer years ago) from this program regarding their: Problem-solving skills**



	N	% of Total
(1) Not at all	0	0.0%
(2)	0	0.0%
(3)	0	0.0%
(4) Moderately	7	15.6%
(5)	8	17.8%
(6)	23	51.1%
(7) Extremely	7	15.6%

% Resp = 100.0%
N = 45
Mean = 5.67
Std Dev = 0.92

**Q005. General Learning Outcomes - To what degree are you satisfied with recent graduates (i.e., graduated five or fewer years ago) from this program regarding their: Written communication skills**



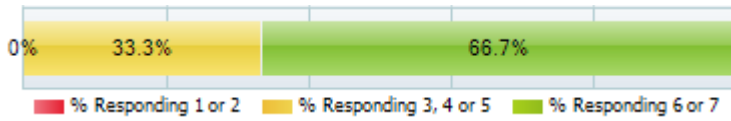
	N	% of Total
(1) Not at all	0	0.0%
(2)	0	0.0%
(3)	0	0.0%
(4) Moderately	6	13.3%
(5)	8	17.8%
(6)	23	51.1%
(7) Extremely	8	17.8%

% Resp = 100.0%
N = 45
Mean = 5.73
Std Dev = 0.90

**Q006. Employee Traits - To what degree are you satisfied with recent graduates (i.e., graduated five or fewer years ago) from this program regarding their: Commitment to their current job**

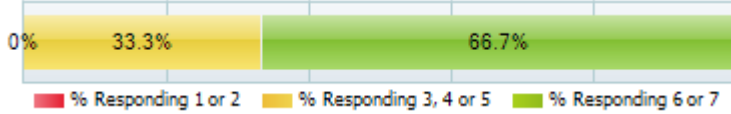
	N	% of Total
(1) Not at all	0	0.0%
(2)	0	0.0%
(3)	0	0.0%

% Resp = 100.0%
N = 45
Mean = 5.82
Std Dev = 1.04



Response	N	% of Total
(4) Moderately	7	15.6%
(5)	8	17.8%
(6)	16	35.6%
(7) Extremely	14	31.1%

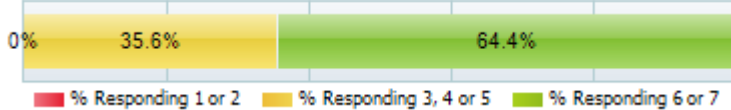
**Q007. Employee Traits - To what degree are you satisfied with recent graduates (i.e., graduated five or fewer years ago) from this program regarding their: Professionalism**



Response	N	% of Total
(1) Not at all	0	0.0%
(2)	0	0.0%
(3)	1	2.2%
(4) Moderately	6	13.3%
(5)	8	17.8%
(6)	18	40.0%
(7) Extremely	12	26.7%

% Resp = 100.0%
N = 45
Mean = 5.76
Std Dev = 1.06

**Q008. Employee Traits - To what degree are you satisfied with recent graduates (i.e., graduated five or fewer years ago) from this program regarding their: Work ethic**



Response	N	% of Total
(1) Not at all	0	0.0%
(2)	0	0.0%
(3)	2	4.4%
(4) Moderately	7	15.6%
(5)	7	15.6%
(6)	14	31.1%
(7) Extremely	15	33.3%

% Resp = 100.0%
N = 45
Mean = 5.73
Std Dev = 1.20

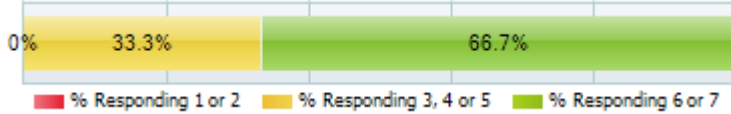
**Q009. Learning Outcomes - To what degree are you satisfied with recent graduates (i.e., graduated five or fewer years ago) from this program regarding their ability to: Apply knowledge of assessment strategies**



Response	N	% of Total
(1) Not at all	0	0.0%
(2)	1	2.3%
(3)	1	2.3%
(4) Moderately	5	11.4%
(5)	14	31.8%
(6)	16	36.4%
(7) Extremely	7	15.9%

% Resp = 97.8%
N = 44
Mean = 5.45
Std Dev = 1.10

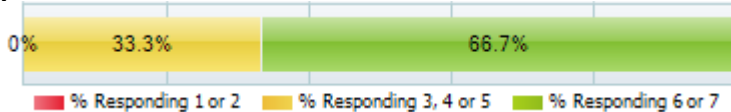
**Q010. Learning Outcomes - To what degree are you satisfied with recent graduates (i.e., graduated five or fewer years ago) from this program regarding their ability to: Build collaborative professional relationships**



Response	N	% of Total
(1) Not at all	0	0.0%
(2)	0	0.0%
(3)	2	4.4%
(4) Moderately	2	4.4%
(5)	11	24.4%
(6)	20	44.4%
(7) Extremely	10	22.2%

% Resp = 100.0%
N = 45
Mean = 5.76
Std Dev = 0.99

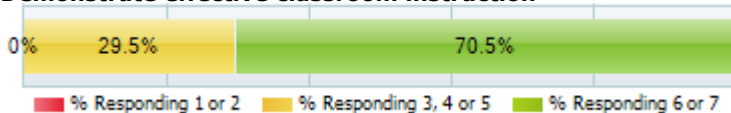
**Q011. Learning Outcomes - To what degree are you satisfied with recent graduates (i.e., graduated five or fewer years ago) from this program regarding their ability to: Create a productive classroom environment**



Response	N	% of Total
(1) Not at all	0	0.0%
(2)	0	0.0%
(3)	3	6.7%
(4) Moderately	4	8.9%
(5)	8	17.8%
(6)	22	48.9%
(7) Extremely	8	17.8%

% Resp = 100.0%
N = 45
Mean = 5.62
Std Dev = 1.08

**Q012. Learning Outcomes - To what degree are you satisfied with recent graduates (i.e., graduated five or fewer years ago) from this program regarding their ability to: Demonstrate effective classroom instruction**



Response	N	% of Total
(1) Not at all	0	0.0%
(2)	0	0.0%
(3)	1	2.3%
(4) Moderately	5	11.4%
(5)	7	15.9%
(6)	23	52.3%
(7) Extremely	8	18.2%

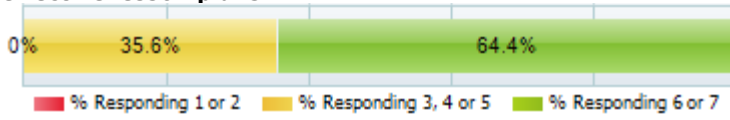
% Resp = 97.8%
N = 44
Mean = 5.73
Std Dev = 0.96

**Q013. Learning Outcomes - To what degree are you satisfied with recent graduates (i.e., graduated five or fewer years ago) from this program regarding their ability to: Develop**

Response	N	% of Total
(1) Not at all	0	0.0%

% Resp = 100.0%
N = 45

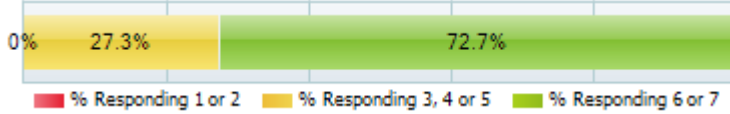
**effective lesson plans**



Response	N	% of Total
(2)	0	0.0%
(3)	1	2.2%
(4) Moderately	5	11.1%
(5)	10	22.2%
(6)	20	44.4%
(7) Extremely	9	20.0%

Mean = 5.69
Std Dev = 0.98

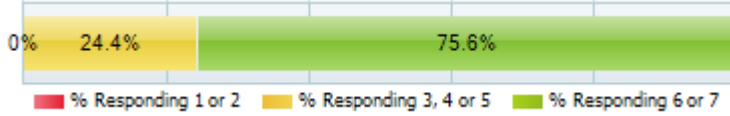
**Q014. Learning Outcomes - To what degree are you satisfied with recent graduates (i.e., graduated five or fewer years ago) from this program regarding their ability to: Display appropriate professional skills**



Response	N	% of Total
(1) Not at all	0	0.0%
(2)	0	0.0%
(3)	2	4.6%
(4) Moderately	2	4.6%
(5)	8	18.2%
(6)	23	52.3%
(7) Extremely	9	20.5%

% Resp = 97.8%
N = 44
Mean = 5.80
Std Dev = 0.97

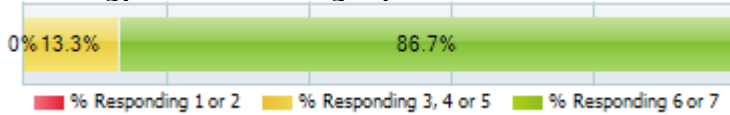
**Q015. Learning Outcomes - To what degree are you satisfied with recent graduates (i.e., graduated five or fewer years ago) from this program regarding their ability to: Exhibit a mastery of relevant content**



Response	N	% of Total
(1) Not at all	0	0.0%
(2)	0	0.0%
(3)	0	0.0%
(4) Moderately	5	11.1%
(5)	6	13.3%
(6)	25	55.6%
(7) Extremely	9	20.0%

% Resp = 100.0%
N = 45
Mean = 5.84
Std Dev = 0.87

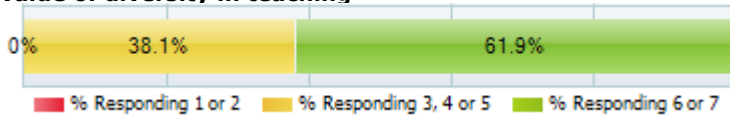
**Q016. Learning Outcomes - To what degree are you satisfied with recent graduates (i.e., graduated five or fewer years ago) from this program regarding their ability to: Integrate technology into the teaching experience**



Response	N	% of Total
(1) Not at all	0	0.0%
(2)	0	0.0%
(3)	0	0.0%
(4) Moderately	3	6.7%
(5)	3	6.7%
(6)	22	48.9%
(7) Extremely	17	37.8%

% Resp = 100.0%
N = 45
Mean = 6.18
Std Dev = 0.82

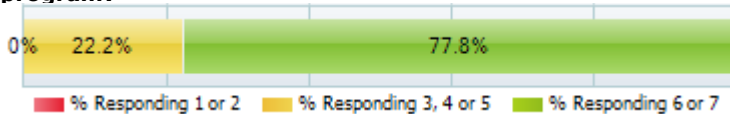
**Q017. Learning Outcomes - To what degree are you satisfied with recent graduates (i.e., graduated five or fewer years ago) from this program regarding their ability to: Reflect the value of diversity in teaching**



Response	N	% of Total
(1) Not at all	0	0.0%
(2)	0	0.0%
(3)	0	0.0%
(4) Moderately	4	9.5%
(5)	12	28.6%
(6)	18	42.9%
(7) Extremely	8	19.1%

% Resp = 93.3%
N = 42
Mean = 5.71
Std Dev = 0.88

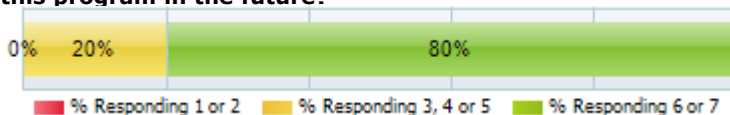
**Q018. Overall Evaluation - To what degree: Are you satisfied with the overall performance of recent graduates from this program?**



Response	N	% of Total
(1) Not at all	0	0.0%
(2)	0	0.0%
(3)	1	2.2%
(4) Moderately	1	2.2%
(5)	8	17.8%
(6)	24	53.3%
(7) Extremely	11	24.4%

% Resp = 100.0%
N = 45
Mean = 5.96
Std Dev = 0.84

**Q019. Overall Evaluation - To what degree: Would you recommend that your school/organization hire graduates from this program in the future?**



Response	N	% of Total
(1) Not at all	0	0.0%
(2)	0	0.0%
(3)	0	0.0%
(4) Moderately	1	2.2%
(5)	8	17.8%
(6)	18	40.0%
(7) Extremely	18	40.0%

% Resp = 100.0%
N = 45
Mean = 6.18
Std Dev = 0.80